

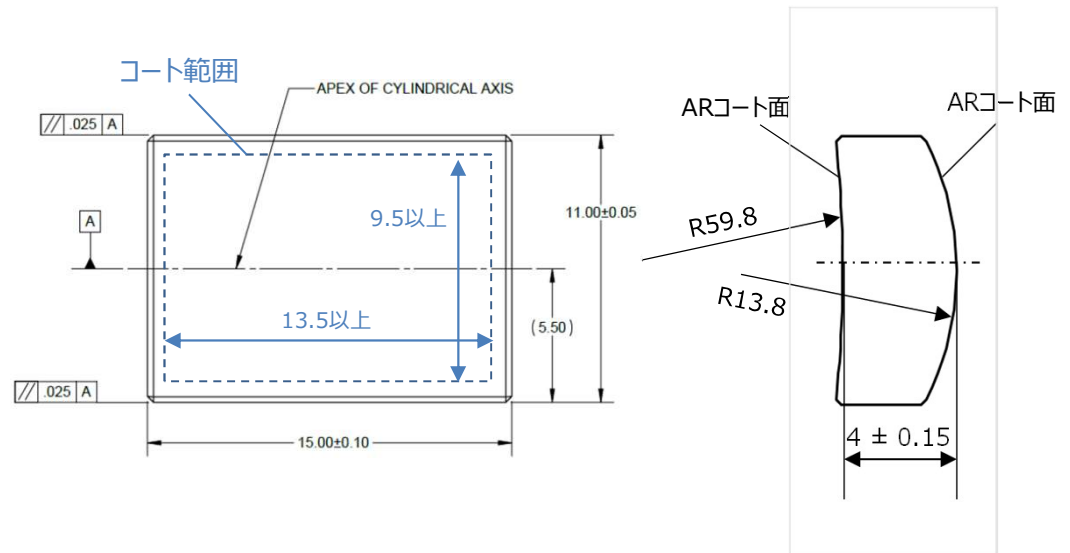
SAC-レンズ

試作用図面

Cylindrical Lens	
Specification Type	Value/Tolerance
Material Specifications	
Substrate Material	UV GRADE FUSED SILICA
Optical Specifications	
Clear Aperture	< 0.5mm to edge
Surface Roughness	< 10 A RMS
Radius of curvature Tolerance	± 1.5%
Scratch-Dig	20-10
Surface Irregularity - Cylinder Surface	< 1/6 wave @ 633 nm, per 15 mm
Surface Irregularity - Plano Surface	< 1/10 wave @ 633 nm, per 20 mm
Centration/Wedge	< 3 arcmin beam deviation*
Non-Optical Surface Finish	Fine Optical Grind
Edge Bevel	0.3mm - 0.5mm
Coating Specifications	
Coating Reflectivity	< 0.13%
Coating Angle	0° ± 5°
Wavelength Range	420nm - 465 nm
Polarization	S&P
Coating Uniformity over CA	> 99%
Coating Damage Threshold	> 100 kW/cm ²

コーティング材料：Ta2O5/SiO2指定

要相談



出図日：2020/08/05

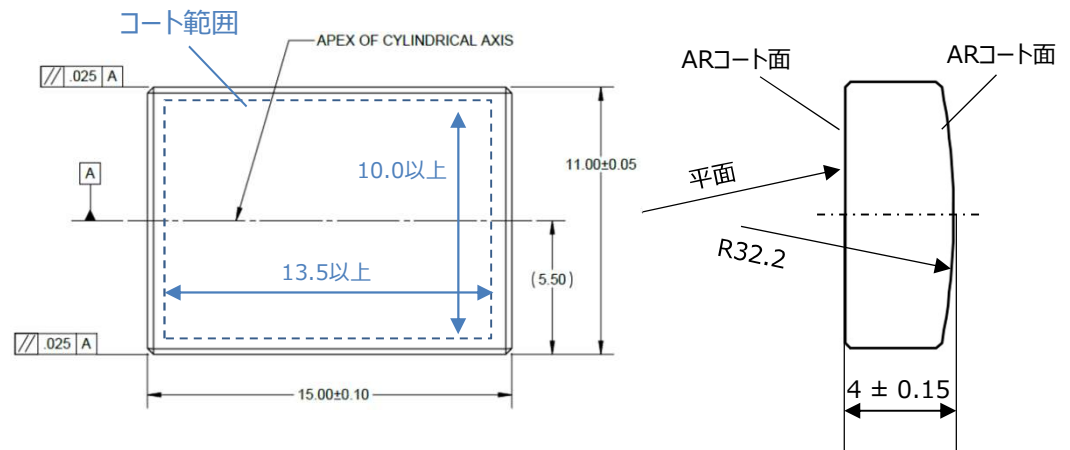
承認	検図1	検図2	担当
			鈴木

パナソニックスマートファクトリーソリューションズ株式会社

SAC-レンズ

試作用図面

Cylindrical Lens	
Specification Type	Value/Tolerance
Material Specifications	
Substrate Material	UV GRADE FUSED SILICA
Optical Specifications	
Clear Aperture	< 0.5mm to edge
Surface Roughness	< 10 A RMS
Radius of curvature Tolerance	± 1.5%
Scratch-Dig	20-10
Surface Irregularity - Cylinder Surface	< 1/6 wave @ 633 nm, per 15 mm
Surface Irregularity - Plano Surface	< 1/10 wave @ 633 nm, per 20 mm
Centration/Wedge	< 3 arcmin beam deviation*
Non-Optical Surface Finish	Fine Optical Grind
Edge Bevel	0.3mm - 0.5mm
Coating Specifications	
Coating Reflectivity	< 0.13%
Coating Angle	0° ± 5°
Wavelength Range	420nm - 465 nm
Polarization	S&P
Coating Uniformity over CA	> 99%
Coating Damage Threshold	> 100 kW/cm ²



コーティング材料 : Ta2O5/SiO2指定

要相談

出図日 : 2020/08/05

承認	検図1	検図2	担当
			鈴木

パナソニックスマートファクトリーソリューションズ株式会社

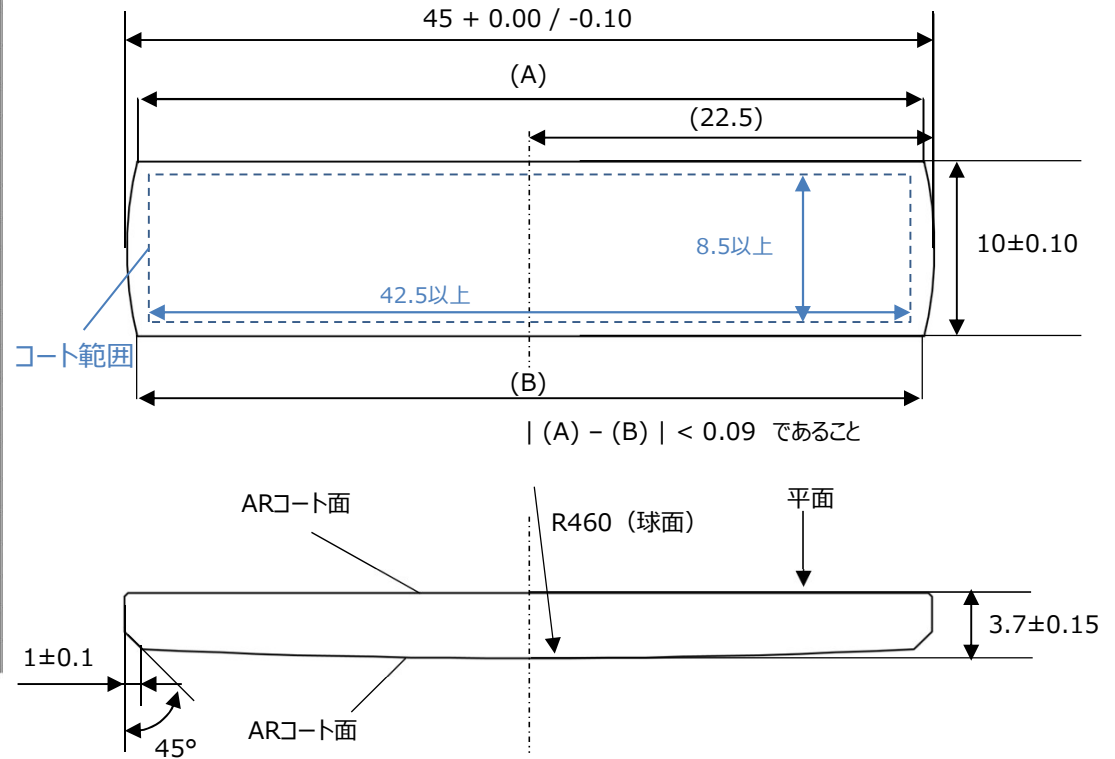
L2レンズ

試作用図面

Spherical Lens	
Specification Type	Value/Tolerance
Material Specifications	
Substrate Material	UV GRADE FUSED SILICA
Optical Specifications	
Clear Aperture	< 0.5mm to edge
Surface Roughness	< 10 A RMS
Radius of curvature Tolerance	$\pm 1.5\%$
Scratch-Dig	20-10
Surface Irregularity - Cylinder Surface	< 1/6 wave @ 633 nm, per 15 mm
Surface Irregularity - Plano Surface	< 1/10 wave @ 633 nm, per 20 mm
Centration/Wedge	< 3 arcmin beam deviation*
Non-Optical Surface Finish	Fine Optical Grind
Edge Bevel	0.3mm - 0.5mm
Coating Specifications	
Coating Reflectivity	< 0.13%
Coating Angle	$0^\circ \pm 5^\circ$
Wavelength Range	420nm - 465 nm
Polarization	S&P
Coating Uniformity over CA	> 99%
Coating Damage Threshold	> 100 kW/cm ²

コーティング材料 : Ta2O5/SiO2指定

要相談



出図日 : 2020/08/05

承認	検図1	検図2	担当
			鈴木

パナソニックスマートファクトリーソリューションズ株式会社

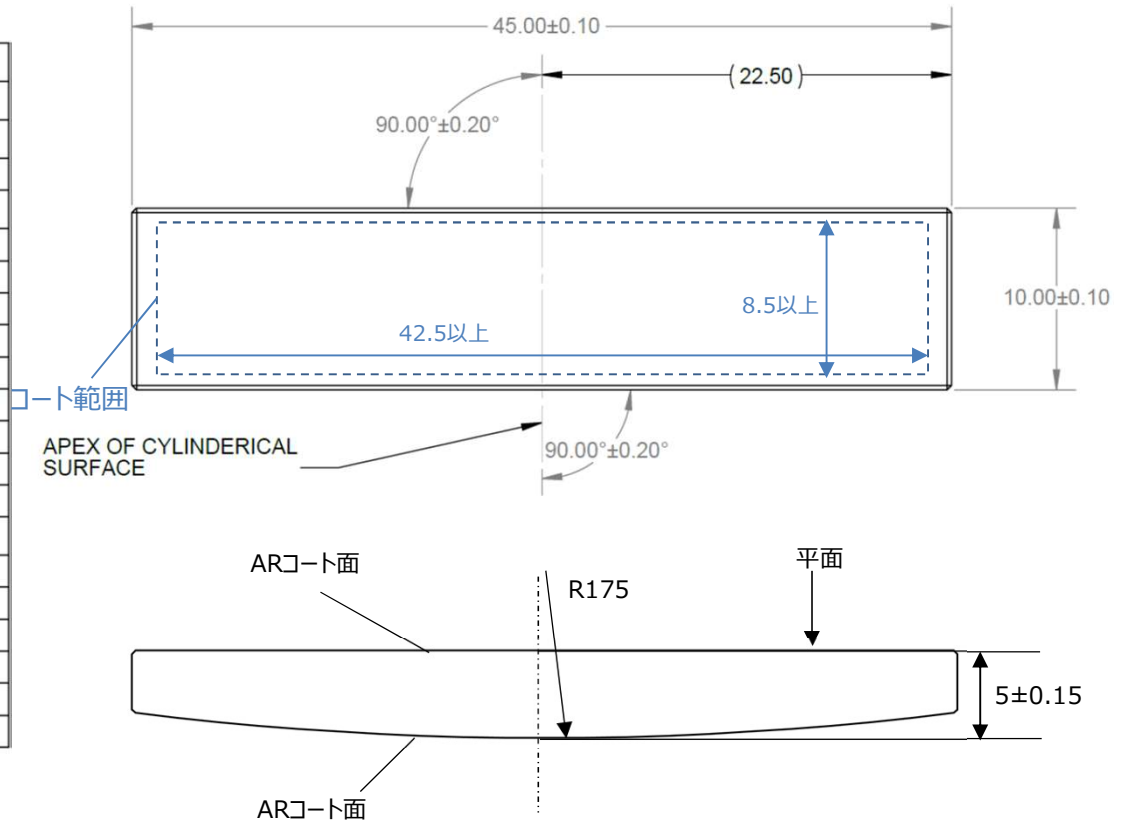
L3-Aレンズ

試作用図面

Cylindrical Lens	
Specification Type	Value/Tolerance
Material Specifications	
Substrate Material	UV GRADE FUSED SILICA
Optical Specifications	
Clear Aperture	< 0.5mm to edge
Surface Roughness	< 10 A RMS
Radius of curvature Tolerance	± 1.5%
Scratch-Dig	20-10
Surface Irregularity - Cylinder Surface	< 1/6 wave @ 633 nm, per 15 mm
Surface Irregularity - Plano Surface	< 1/10 wave @ 633 nm, per 20 mm
Centration/Wedge	< 3 arcmin beam deviation*
Non-Optical Surface Finish	Fine Optical Grind
Edge Bevel	0.3mm - 0.5mm
Coating Specifications	
Coating Reflectivity	< 0.13%
Coating Angle	0° ± 5°
Wavelength Range	420nm - 465 nm
Polarization	S&P
Coating Uniformity over CA	> 99%
Coating Damage Threshold	> 100 kW/cm ²

コーティング材料：Ta2O5/SiO2指定

要相談



出図日：2020/08/05

承認	検図1	検図2	担当
			鈴木

パナソニックスマートファクトリーソリューションズ株式会社

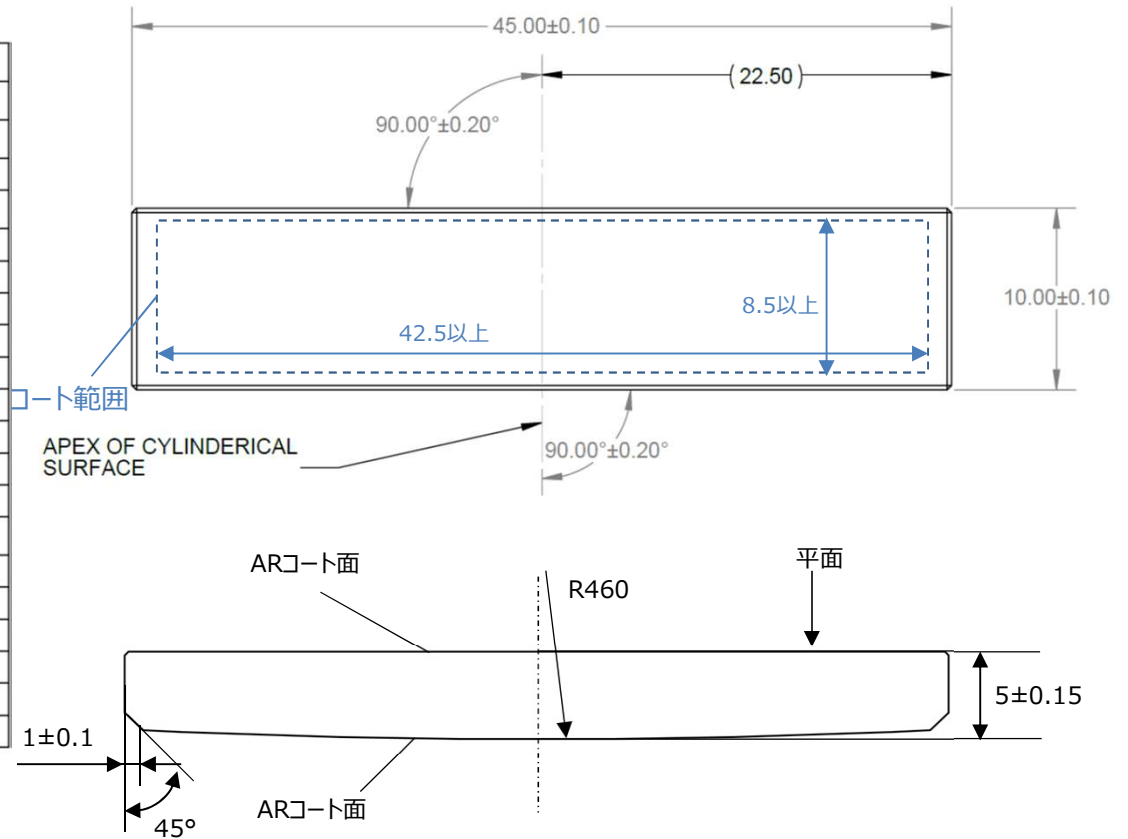
L3-レンズ

試作用図面

Cylindrical Lens	
Specification Type	Value/Tolerance
Material Specifications	
Substrate Material	UV GRADE FUSED SILICA
Optical Specifications	
Clear Aperture	< 0.5mm to edge
Surface Roughness	< 10 A RMS
Radius of curvature Tolerance	± 1.5%
Scratch-Dig	20-10
Surface Irregularity - Cylinder Surface	< 1/6 wave @ 633 nm, per 15 mm
Surface Irregularity - Plano Surface	< 1/10 wave @ 633 nm, per 20 mm
Centration/Wedge	< 3 arcmin beam deviation*
Non-Optical Surface Finish	Fine Optical Grind
Edge Bevel	0.3mm - 0.5mm
Coating Specifications	
Coating Reflectivity	< 0.13%
Coating Angle	0° ± 5°
Wavelength Range	420nm - 465 nm
Polarization	S&P
Coating Uniformity over CA	> 99%
Coating Damage Threshold	> 100 kW/cm ²

コーティング材料：Ta2O5/SiO2指定

要相談




出図日：2020/08/05

承認	検図1	検図2	担当
			鈴木

パナソニックスマートファクトリーソリューションズ株式会社

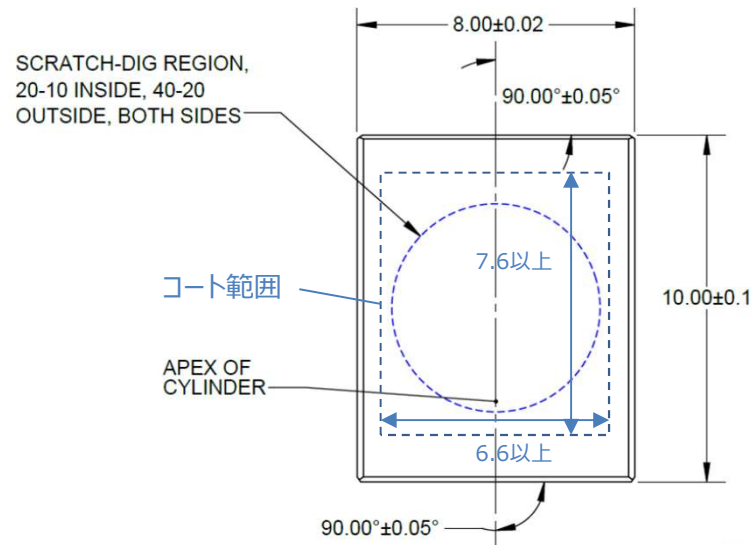
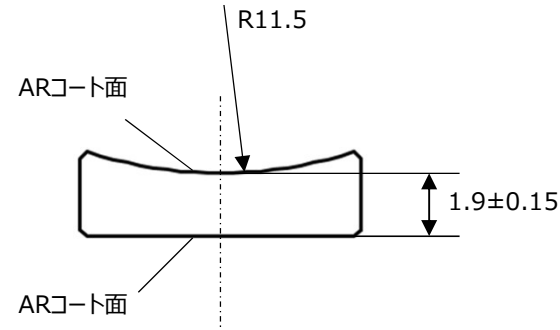
L4レンズ

試作用図面

Cylindrical Lens	
Material Specifications	Value/Tolerance
Substrate Material	UV GRADE FUSED SILICA
Optical Specifications	
Clear Aperture	> 90%
Surface Roughness	< 10 A RMS
Radius of curvature Tolerance	± 2.5%
Visual: Scratch-Dig	20-10 ϕ 5, 40-20 CA
Surface Irregularity - Cylinder Surface	< 1/2 wave @ 633 nm
Surface Irregularity - Plano Surface	< 1/10 wave
Non Powered Wedge	< 1.5 arcmin beam deviation**
Centration	< 10 arcmin beam deviation**
Non-Optical Surface Finish	Fine Optical Grind
Edge Bevel	0.15mm以下 
Coating Specifications	
Coating Reflectivity	< 0.13% (405-465nm)
Coating Angle	0 ± 3°
Wavelength Range	420nm - 465 nm
Polarization	S&P
Coating Uniformity over CA	100%
Coating Damage Threshold	> 450 kW/cm ²

要相談

コーティング材料 : Ta2O5/SiO2指定



出図日 : 2020/08/05			
承認	検図1	検図2	担当
			鈴木
パナソニックスマートファクトリーソリューションズ株式会社			

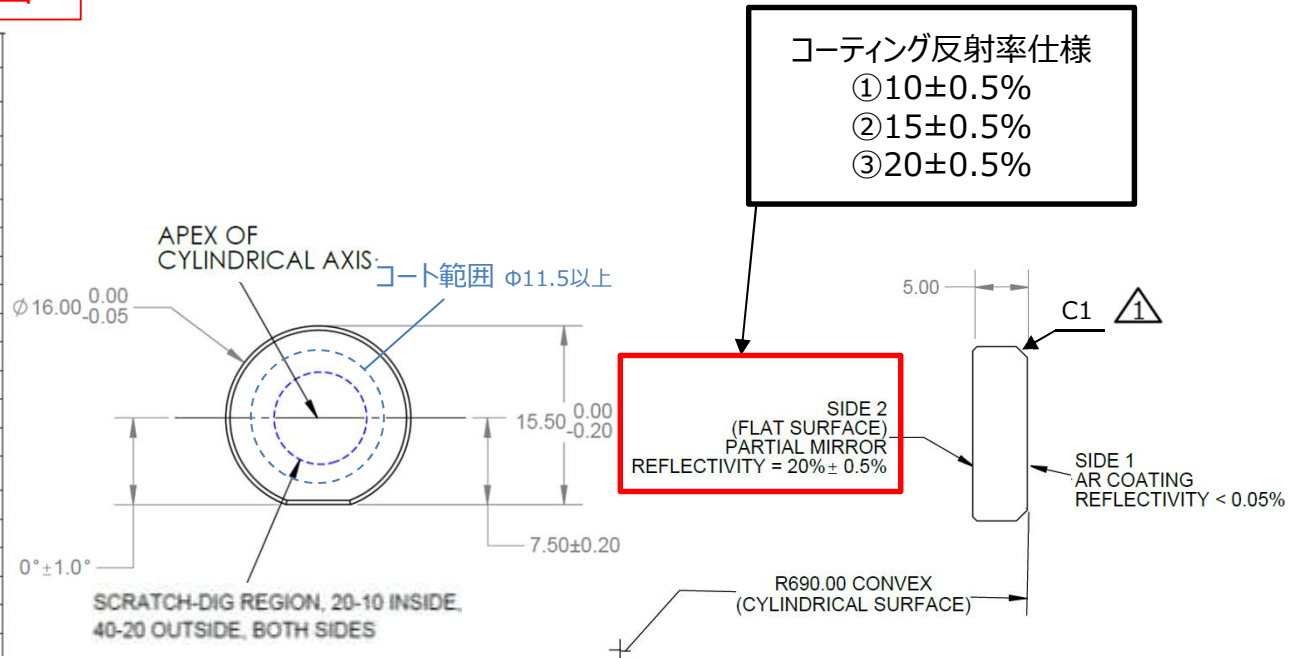
L5レンズ

試作用図面

Cylindrical Lens	
Specification Type	Value/Tolerance
Material Specifications	
Substrate Material	UV GRADE FUSED SILICA
Optical Specifications	
Clear Aperture	> 90%
Surface Roughness	< 10 A RMS
Radius of curvature Tolerance	±1%
Scratch-Dig	20-10 ϕ 8, 40-20 CA
Surface Irregularity	< 1/10 wave @ 633 nm
Centration	(< 30 arcseconds beam deviation**)
Wedge	< 2 arcminute beam deviation**
Non-Optical Surface Finish	Fine Optical Grind
Edge Bevel	0.3mm - 0.5mm
Coating Specifications	
Coating Reflectivity	SEE CALLOUTS
Coating Angle	0° ± 2°
Wavelength Range	420nm - 465 nm
Polarization	S+P
Coating Uniformity over CA	> 99%
Coating Damage Threshold	> 1 MW/cm ²

コーティング材料：Ta2O5/SiO2指定

要相談



出図日：2020/08/05

承認	検図1	検図2	担当
			鈴木

パナソニックスマートファクトリーソリューションズ株式会社